

Diagram showing a 3D isometric view of a hexagonal prism with a rectangular hole through its center. A cutting plane 'A' is indicated by a double-headed arrow pointing downwards from the top face.

Below the 3D view are two empty 5x5 grid boxes for drawing the front and side views of the object.

Diagram showing a 3D isometric view of a hexagonal prism with a rectangular hole through its center. A cutting plane 'A' is indicated by a double-headed arrow pointing downwards from the top face.

Below the 3D view are two empty 5x5 grid boxes for drawing the front and side views of the object.

JOII: Este pieza contiene aristas ocultas en alguna de sus vistas. Debes representaras con líneas discontinuas.

Diagram showing a 3D isometric view of a hexagonal prism with a rectangular hole through its center. A cutting plane 'A' is indicated by a double-headed arrow pointing downwards from the top face.

Below the 3D view are two empty 5x5 grid boxes for drawing the front and side views of the object.

Diagram showing a 3D isometric view of a hexagonal prism with a rectangular hole through its center. A cutting plane 'A' is indicated by a double-headed arrow pointing downwards from the top face.

Below the 3D view are two empty 5x5 grid boxes for drawing the front and side views of the object.

Apellido Apellido, Nombre

---



---

Fecha

---



---

Nº Lista y grupo

---

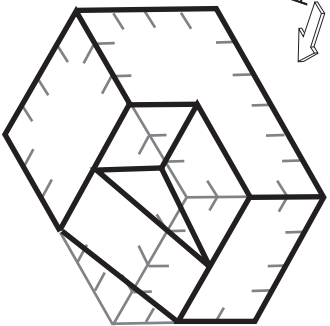
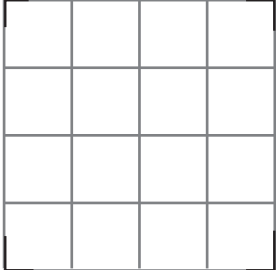
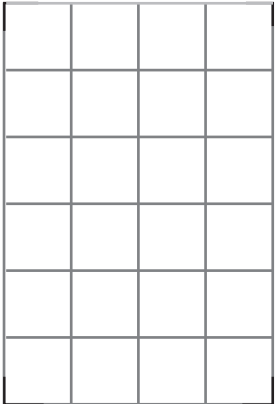
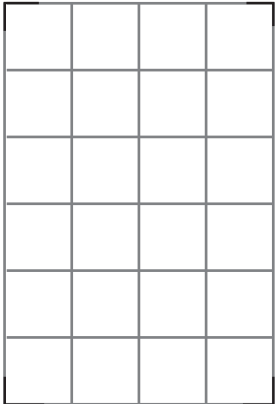
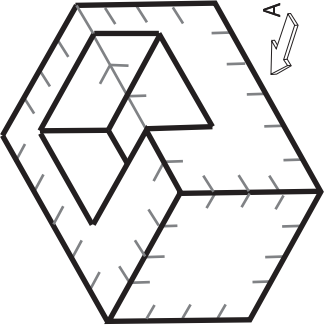
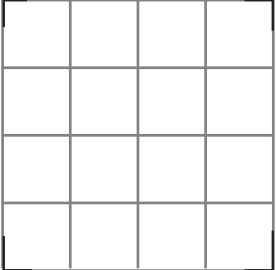
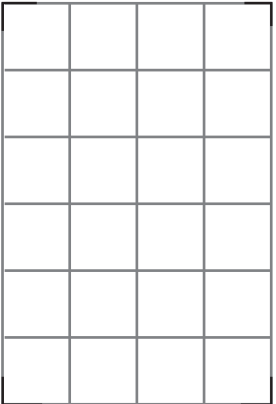
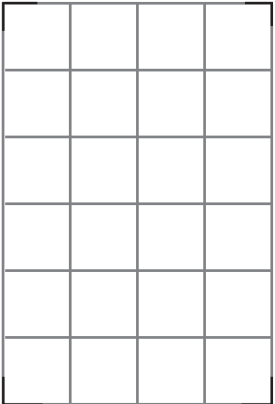


---

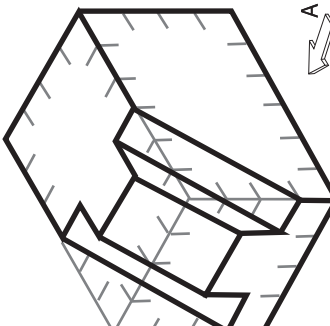
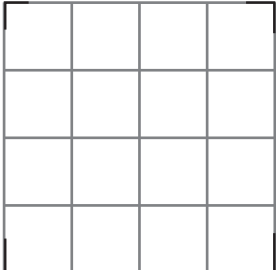
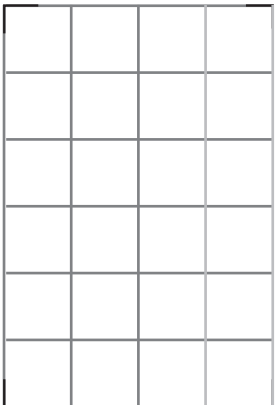
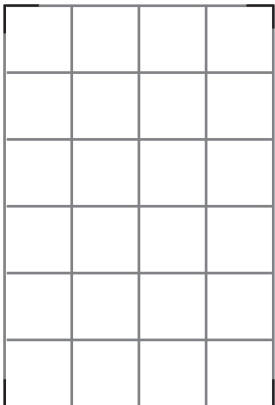
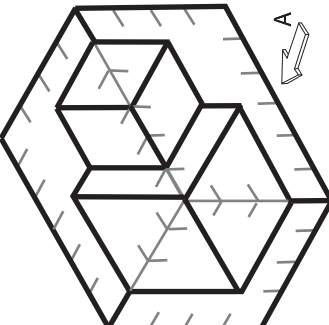
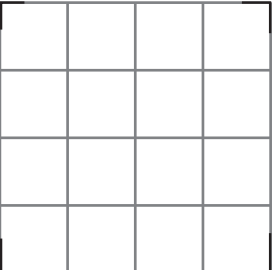
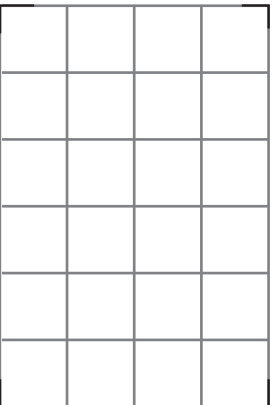
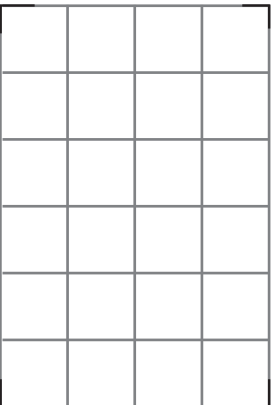


Título de la lámina

Vistas Diédricas de piezas 1

¡OJO!: Este pieza contiene aristas ocultas en alguna de sus vistas. Debes representarla con líneas discontinuas.

Apellido Apellido, Nombre	Fecha	
Nº Lista y grupo	Título de la lámina	<h2 style="margin: 0;">Vistas Diédricas de piezas 2</h2>

OJO!! Este pieza contiene aristas ocultas en alguna de sus vistas. Debes representaras con líneas discontinuas.

Apellido Apellido, Nombre

---



---

Fecha

---



---

Nº Lista y grupo

---

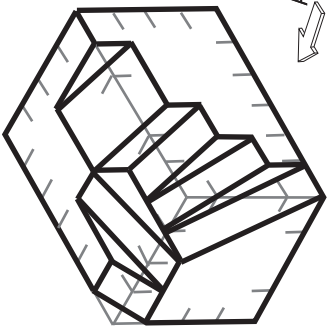
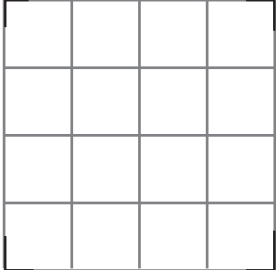
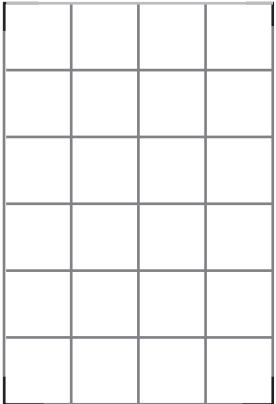
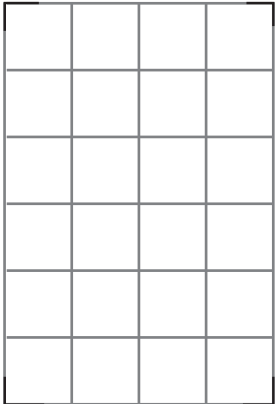
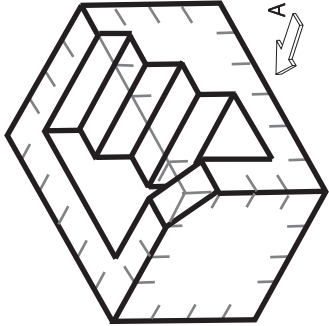
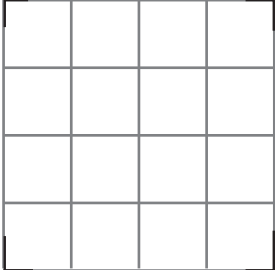
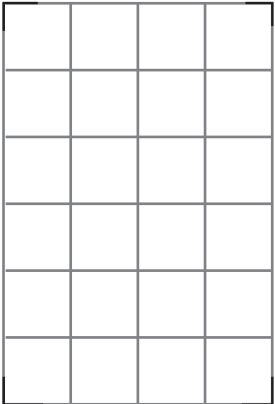
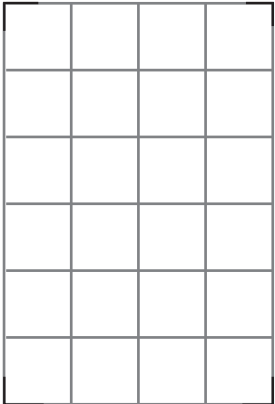


---

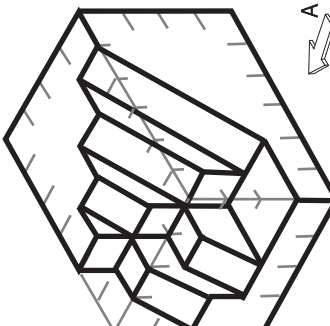
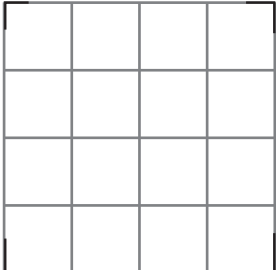
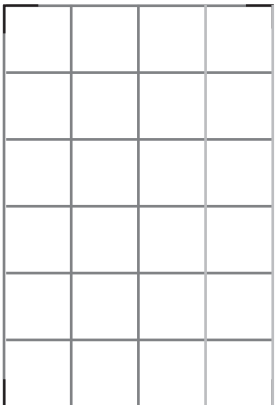
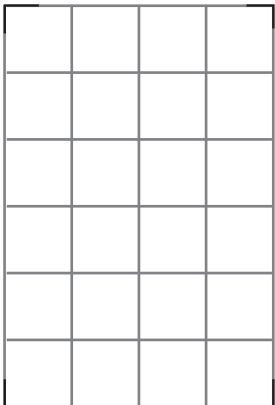
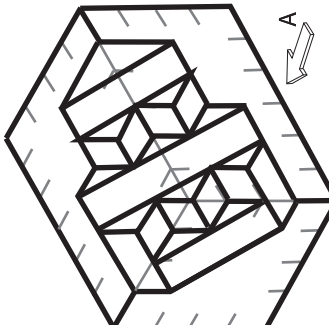
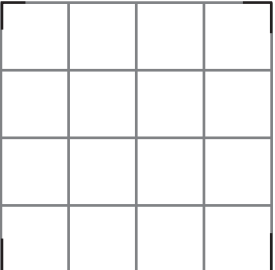
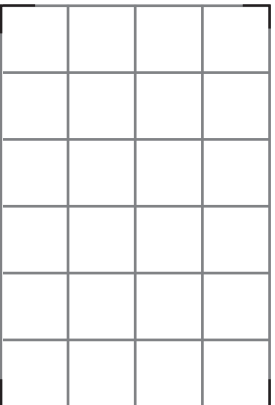
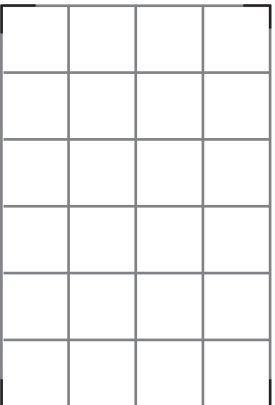


Título de la lámina

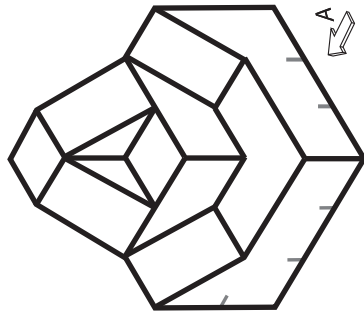
# Vistas Diédricas de piezas 3

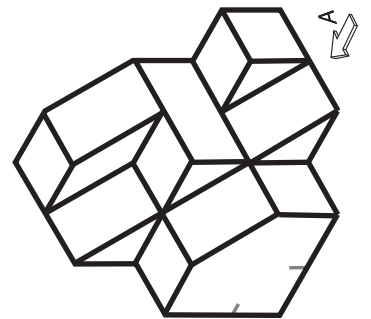









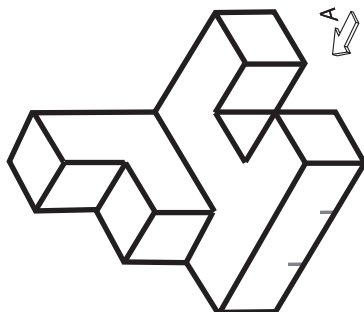
¡OJO!: Este pieza contiene aristas ocultas en alguna de sus vistas. Debes representarla con líneas discontinuas.











Apellido Apellido, Nombre	Fecha	
Nº Lista y grupo	Título de la lámina	<h2 style="margin: 0;">Vistas Diédricas de piezas 4</h2>



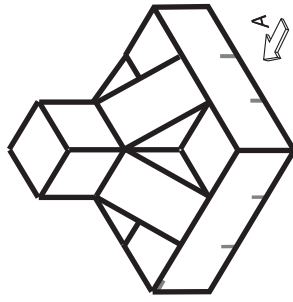

Apellido Apellido, Nombre

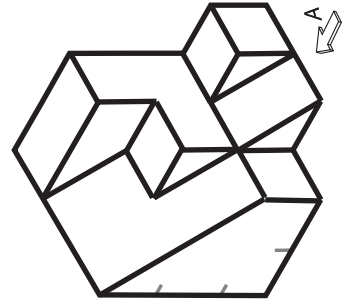
Fecha

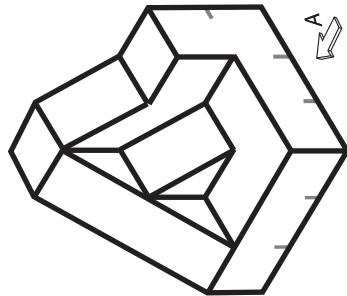
Nº Lista y grupo

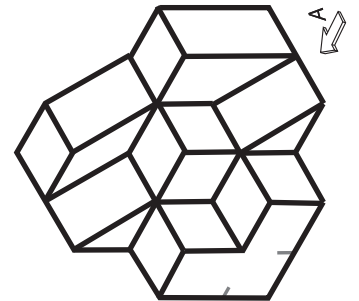


Título de la lámina
Vistas Diédricas de piezas 5




Apellido Apellido, Nombre

---



---



---

Fecha

---



---



---

Nº Lista y grupo

---



---



---



Título de la lámina

# Vistas Diédricas de piezas 6